

From the President

Gail Hamil

At the conclusion of my presidency, I would like to thank the board and especially Stacy Cantrell, Nissa Westerberg and Laritza Rodriguez for their fine work and assistance to me. We weathered the transition to online meetings and workshops with aplomb. I will miss our time together and wish them much success in the future.

Guild Election Results

We want to thank all of you who voted online during the voting period (the week after the April Guild Meeting) for our new slate of guild officers. Your support and acknowledgement of our candidates is a huge vote of confidence for them as they lead us into a new Guild Year. Congratulations to our newly elected officers:

Stacy Cantrell – President

Debbie Spiliotopoulos - Vice President

Janet Lee – Secretary (incumbent)

Ruth Quah – Treasurer (incumbent)

Final Workshops for May-June 2021

Here are the revised workshops for the remainder of the 2020-21 guild year. There may still be seats available for these workshops. Remember that to receive the Guild discount when you register, you must logon to the members only area of the PFAG website. <https://potomacfiberartsguild.org/>

MAY--Extended Workshop May 8, 1:00 to 4:00 PM, May 9 & 10, 10:00 AM to 4:00 PM **Map Haiku with Valerie S. Goodwin**

Get in the zone! Go Zen! Tap into your innermost creative side. Make a beautiful mixed media map of an imaginary place inspired by haiku – a minimalist form of poetry.

Students taking this workshop will create a series of small, simple, and understated art quilt maps that capture the feeling of haiku written by each student during the course of the class. The instructor will guide the student through a structured yet nurturing series of steps that provides opportunities to grow and learn. Although machine stitching is an option, hand stitching is a key part of the workshop.

The student supply list is extensive. Visit <https://potomacfiberartsguild.org/wp-content/uploads/2020/12/Goodwin-supply-list-rev.pdf>

JUNE--Mini workshop 1 Handspun Wire Core & More with Emily Wohlscheid June 12, 1:00 to 4:00 PM

This exploratory, all levels workshop takes students from learning the basics of spinning around a fine wire core to utilizing the same techniques to experiment with core materials that have similar properties. In addition to

Guild Meetings 2021

Online until further notice

10 am - Meeting & Program on Zoom

May 8, 2021—Valerie S Goodwin
Cutting Edge Explorations

June 12, 2021--Spinning Through Time
Emily Wohlscheid

spooled jewelry wire, students will have the opportunity to spin around battery operated LED strands and fabric covered floral wire. An emphasis will be placed on how to adjust your wheel for these unusual yarns and how to prepare various core materials for spinning. Valuable tips and tricks to avoid over twisting and wire breakage will be covered for all core materials with suggestions on how to use the finished yarns

Student's Materials Fee: \$18.00 Kit includes 2 fabric-covered floral wire stems, 1 LED wire light strand, 1 40 yd spool of jewelry wire, 1 oz. spinning fibers, 1 fabric band

Student Supply List: a spinning wheel in good working order with all its parts; wire nippers/flush cutters; flat nose pliers (with smooth jaws); round nose pliers

JUNE--Mini Workshop 2 *Blending Textures with Emily*

Wohlscheid June 13, 10:00 AM to 1:00 PM

Are you looking to add some texture to your next spinning or felting project? This workshop is designed for the discerning fiber artist to prep their own textural batts and rolags to suit their needs. An emphasis will be placed on understanding blending equipment and the textural versatility and limitations of cloth types from coarse to fine. The techniques covered will include keeping lock structure intact, utilizing recycled textiles, the best ratios of effect fibers to base fiber, and more!

Student's Materials Fee: \$30 Kit includes 7 oz. of mixed dyed fibers (may have some undyed) including: 2 oz. dyed locks ; 2 oz. dyed fleece; 2 oz. dyed top; 1 oz. of mixed textural effect fibers

Student Supply List: a drum carder or blending board (not as ideal, but it will still work great!)

JUNE--Mini Workshop 3 *Tweed Blends with Emily Wohlscheid*

June 13, 2:00 to 5:00 PM

Join me virtually as I demonstrate several variations on creating tweeds on the drum carder! We will explore using color alone as well as textural modifiers to create various degrees of flecked tweedy texture. The course will cover several variations on tweed texture and how color choices affect the finished cloth whether spun to be incorporated into a woven/knit/crochet project or felted.

Student's Materials Fee: \$28 Kit includes 7 oz. of mixed dyed fibers (may have some undyed) including:
3 oz. of top; 3 oz. of fleece; 1 oz. of tweed effect fibers/scrap

Student Supply List: a drum carder and its tools or hand cards (a blending board will work but will not be able to achieve the same effects); scissors or a rotary cutter

It's Soon Time to Renew

Dolly Perkins, Membership

It's hard to believe we are only two meetings away from the end of the 2020-2021 Guild Year. It was challenging but we had a wonderful fiber season in spite of the stay at home restrictions.

For guild year 2021-2022 there is an early renewal discount. Renew between now and June 30 and renewal is \$35. Renew after that date and pay the same rate as the new member price of \$40. So don't delay; renew today or maybe tomorrow.

Officers and Board Members

President	Gail Hamill
Vice President	Stacy Cantrell
Secretary	Janet Lee
Treasurer	Ruth Quah
Membership	Dolly Perkins
Librarian	Becky Dahlman
Newsletter Editor	Val Hildebrand
Outreach Chair	Julie Haifley
Potomac	
Fiber Arts Gallery	Clara Graves

Immediate Past President

Floris Flam

Committees


Equipment	Ruth Quah
Hospitality	Teresa Zotikos
Librarian	Becky Dahlman
Membership	Dolly Perkins
Newsletter	Val Hildebrand
Outreach	Julie Haifley
Programs/ Work-shops	Nissa Westerberg
Webmaster/	
Registrar	Lariza Rodriguez
Asst. Registrar	Floris Flam
Study Groups	Teresa Zotikos
Handbook	Janet Stollnitz
Website Content	Kristine Kingery

Representatives

Artisans United (AU)
Peggy Greenwood
Creative Crafts Council (CCC)
Dominie Nash
Handweavers Guild of America (HGA)
Janet Stollnitz
Mid-Atlantic Fiber Association (MAFA)
Karen Miller
Studio Art Quilt Associates (SAQA)
Linda Guild

A Taste of Things to Come


Nissa Westerberg, Programming



The Program Committee is planning a full year of artists and workshops for the 2021 – 2022 year. We will begin online in September and make the transition to in person meetings and workshops when it seems appropriate. **BUT...**we are planning to end the guild year with the Guild Sale and Potluck at St Mark Presbyterian Church in June 2022. Yay! It will be wonderful to see each other in person with great food, the chance to de-stash, add to your stash or do both.

For fall and winter, we are looking at programs in a variety of fiber interests including spinning, paper, quilting and felting. For spring 2022, we hope to have a tatter and free motion embroiderer as our presenters. We think there will be lots of exciting things to spark your creative juices. We will keep you posted on our progress.

Fiber Events



Potomac Fiber Arts Gallery announces the opening of its juried show, **Birds of a Feather**, which opens on May 25, 2021 and runs through June 27, 2021. The birds are back, and we are celebrating!

Themed work will be eligible for recognition by the jurors. Non-themed work may also be exhibited.

Admission is free. Open during Torpedo Factory open hours. May Hours: Wednesday through Sunday (closed Monday and Tuesday) 10:30 am to 5:30 pm.

This year's **Mid Atlantic Fiber Association's** (MAFA) virtual conference offers nearly 80 classes in weaving, spinning, dyeing, felting, basketmaking, and other fiber arts, plus lectures, demos, an interactive vendor marketplace, and special events such as a keynote address by textile artist and former

Surface Design Association president Jane Dunnewold. For information on the conference, visit

<https://mafafiber.org/conferences/mafa2021/>

Registrations for classes opened in early April and will remain open until each class fills, or until the class begins. Classes that require prior work or materials for participation may close early

The theme of the **Fiber Art Exhibit** this year is **"Escape,"** and we are hoping you will inspire others by submitting an expression in fiber of where you go, or what you do, to escape these difficult times.

The **Fashion Show & Exhibit** aims to highlight **"Originality in Fashion"**.

Deadline for entry in both exhibits is May 15th. For more information on both exhibits and entry forms, visit

<https://mafafiber.org/conferences/mafa2021/exhibits-2021/>

Joanne Bast was featured in a solo show at **the McLean Textile Gallery** in April where many of her stitched, felted and beaded works were displayed. The show has closed but you can view her interview (and all of her featured works) with the Quilt Doctor here <https://youtu.be/0UvV4ffDP28>





Joanne's work is also showing at the *Hanover Area Arts Guild Spring Exhibition*, where this fantastic beaded piece *Blue Jellyfish* (left) and *Blue Rainbow Necklace* were also featured with the necklace taking a Judges Choice Award.



Creative Crafts Council

A number of guild members have been accepted in the *Creative Crafts Council 33d Biennial Exhibition*. The exhibit will be held in person from May 29 through July 24, 2021 at the Strathmore Mansion, 10701 Rockville Pike, Rockville, MD 20852. The virtual reception/awards ceremony will be held June 10 at 7PM.

Below is a little preview of the work of some of the guild members we were able to reach by press deadline. It looks like it is going to be a splendid show and I look forward to seeing it live.

PFAG Members accepted in Creative Crafts Council Exhibit




Joanne Bast
Winter Sky



Gladys Seaward
Night Out




Clara Graves
Stained Glass Shawl




Tea Okropiridze
Red Carpet (detail)



Anne Sanderoff-Walker
Knitting Meets Weaving II




Linda Colsh
A Simpler Place in Time (detail)




Joni Seidenstein
Inhale/Exhale.



Linda Guild
Waste Not Want Not



Clover Kemp
Tiled Shards



Floris Flam
Gateway 3



Eileen Doughty
Angler Fish




Susan Lapham
Play



Kendrick Biddick
Spain Spring Flowers



Sherry Selevan
Traditions



Dominie Nash
Ghostwriting 1

Meeting Meanderings

Magical Fabrics


Val Hildebrand

In his April presentation, John Marshall showed us an incredible array of Japanese textiles. Below are just a few samples that caught my eye. All of them seem magical to me; especially the many way in which silk is used in the fabrics to create impressive weaves and surface designs.



They are fascinating; I wish I had a piece of each to relish each one's magical properties. As I perused Marshall's website, eager for more information, I discovered I am not alone in the desire to touch this magic stuff.

In addition to his many classes, John has an exquisite offering in the form of a reference book: *A Field Guide to Japanese Textiles*. This is not your average printed guide, however. Each copy is handmade, individually signed and numbered, contains 120 samples of different textiles with descriptive text and is bound with a gorgeous tooled leather cover. Sigh, it is tempting; something else to add to my fiber wish list.



Colorful Insights

Val Hildebrand

When Daryl Lancaster starts talking color you know you are going to learn something new about “Color with a capital C” but you are also going to have a great time. Daryl’s March presentation was no exception. We started out with a review of the basics. Think value and hue and that ever so wonderful color wheel and then she led us on a bit of a roller coaster ride into the realm of color inspiration.

In her world it’s everywhere, from Fashion forecasts to Behr paint (Euphoric Magenta any one?) to palette generating websites. There were four, no five, no wait, maybe seven sites that can serve up a set of colors based on a photo you upload or a theme you enter. Not to mention the boat load of cell phone Apps that are, now, available to provide color inspiration at your fingertips.

But for those of us who are a little more “hands on” she encouraged us to check out magazines like Real Simple or Woman’s Day, and then why not try that most hands-on of hands-on-techniques—**Wraps**. Yes, you heard right. Good Old Fashioned—wind some yarn selections around a folded up index card—Wraps! She makes it look easy (like the wrap that turned into the weaving in the photo) but what could be more fun, not to mention gloriously tactile, than having a color combo come to life in a few (or more) twirls around a card. And if it doesn’t look quite right—hey I can unwrap it and try it again!



Fiber Treasures On-Line

More Textiles & Tea

HGA is continuing its [Textiles & Tea programs](#). Every Tuesday at 4 PM (EST) HGA will host a conversation on Zoom with some of the most respected fiber artists in the field today. A 45-minute discussion will focus on their artwork and their creative journey with 15 minutes at the end of the conversation for questions from the audience. Make a cup of your favorite tea and join HGA as they talk about fiber, creativity, inspiration, process and so much more. Registration is required but the talks are free and open to the public. The Talks for May include those below. Programs for June will be posted towards the end of May.

- **May 4 -- Sue Weil--Weaving's cultural universality**
- **May 11 -- Nazanin Amiri Meers—Islamic influences and large scale installations**
- **May 18 -- Cassie Dickson -- Historical woven linens**
- **May 25 -- Carol James – Norwegian Sprang**



One of last month's talks with **Tien Chiu** introduced me to the amazing color work in her Kodachrome Jacket and to her teaching website WarpandWeave. She shares her thoughts on color in weaving and as Daryl Lancaster mentioned, Chiu has her own color mixer there.


TEXTILE TALKS

Textile Talks continues to provide interesting discussions with its online presentations for fiber enthusiasts. Varied in nature the talks cover a lot of ground. One that I found valuable this month was **Conversations with the Artists: Layered & Stitched: 50 Years of Innovative Art. 50 pieces representing 50 years of the art quilt movement.** All 50 quilts are displayed via a

slideshow at the beginning of the video and this alone is worth viewing.



Here are several that give you a glimpse of the breadth of this SAQA sponsored exhibit.



Three artists, whose work is in the show, follow with a discussion of their current work: Valerie Goodwin, (our May speaker) Michael James and Katie Pasquini Masopust. Many other talks are available on their website or the Facebook page. To see more visit the [Textile Talks website](#).

What's New With You?

Indigo Experiments

Karthika Audinet




I thought I would share my comparative study of Banana and Orange Indigo vats! The fabric is an old linen cotton blend from France called *metisse*.



Making Pandemic Lemonade

Kari Lippert

Kari found herself with a bunch of lemons during this pandemic and stay at home. So what do you do when that happens we you can turn them all into lemonade, a sort of "lemonade of fiber learning". Below are the many fiber techniques she learned, dabbled with, maybe mastered and absolutely enjoyed this past year or so.



What a neat set of
accomplishments.


Lemonade indeed!

From the Librarian

Becky Dahlman


Spring is here, and I'm planning a wool sweater. Yes, I know my timing is a little off. Still, I've decided to knit a gansey (a type of fisherman's sweater, characterized by panels of knit/purl patterns), so while I was picking up library books last weekend; I searched for a couple to check out myself. Here are a few useful ones I found:

First Choices





Fishermen's Sweaters by Alice Starmore. This book has a theme of sea travel, with sweaters named after various ports - mostly English, Scottish and Irish place names. The sweaters are lovely, mostly solid colors with complex knit/purl patterns and cables. The final section of the book, which reaches out to other European and American fishing ports, does include some colorwork. Although several of the sweaters really appeal to me, Alice Starmore does have a reputation for denser knitting than most people are able to achieve, which scares me, so on to:

Classic British Knits by Madeline Weston. Subtitled "40 Traditional Patterns from England, Scotland and Ireland", this book includes sections for Gansey, Fair Isle, Aran, and Shetland Lace sweaters. Published in 1986, some of the colors are a bit eye-watering (bright gold and royal blue Aran sweaters, anyone?), but the patterns themselves are interesting. Some are very traditional and some have more unusual construction, such as a gansey with horizontal cables in one panel. Patterns are available for cotton and silk yarns are included, as well as wool in various sizes. If I had done my research before visiting the library, and checked our online catalog, I would have also picked up these two books, which I've heard very good things about from gansey knitters:



Second Thoughts

Patterns for Guernseys, Jerseys, and Arans by Gladys Thompson. This is a book of historical sweater patterns, with descriptions of the stitches used and information from the people who provided the author with the patterns. It is not a detailed pattern book - probably not the best starting place for a beginner, but it has a wealth of information on traditional fishermen's sweaters, and **Knitting from the Netherlands: Traditional Dutch Fishermen's Sweaters** by Henriette van der Klift-Tellegen. This one contains 40 historic sweater designs and vintage photographs of the Dutch fishermen and boys who wore them. I haven't looked at this book yet, but have heard it's interesting.



But Then Again

The book that I will probably end up using most is one that I own, but the library doesn't - and I think it should. It's Beth Brown-Reinsel's book, **Knitting Ganseys**. Now available in an updated and revised version, this is the go-to book for learning how to construct ganseys. The author walks through the construction of a complete sweater, with instructions for completing a mini-gansey to help with understanding all the components of a full-sized sweater. Several attractive patterns for sweaters are included, in both traditional sport-weight gansey yarn and in heavier Aran-weight yarn.



This brings me to a question for all of you - I think we have a lot more knitters than is obvious from the library. Are there other knitting books that you think are must-haves for the well-stocked library? Any books you really wish you could borrow? I think we could add a few more knitting books that would have broad appeal. Send me an email with any suggestions you might have at librarian@potomacfiberartsguild.org!

Membership

If you know someone who would like to join our guild, please invite them to a meeting or refer them to our website, <http://www.potomacfiberartsguild.org/guild>. For answers to membership questions contact membership@potomacfiberartsguild.org

You can access the Membership Directory and Handbook online on our website.

Outreach

Our Guild promotes excellence in design and fine craftsmanship in the fiber arts. Part of that mission is to provide educational opportunities to the general public to promote a better appreciation of the fiber arts. Contact outreach@potomacfiberartsguild.org with your ideas and suggestions. We like to feature these Community Outreach opportunities in the newsletter, so please also send information and especially photos of your participation to newsletter@potomacfiberartsguild.org. Financial support, in the form of a mini-grant, is available to members to help fund outreach projects. For more info contact Julie Haifley, the Outreach Committee Chair.

Hospitality

The Hospitality Committee eagerly looks forward to the day when we can offer some good old fashioned PFAG hospitality again. Until then we will see you on Zoom.

Newsletter

The Newsletter is posted to the PFAG website and is accessible via the link in the email sent to Mailman subscribed members.

To access the current issue of the newsletter, click the emailed link. You can also view it by logging in to the Members area at our website. Click the big green oval that says click here for the latest issue.

Newsletters are published just prior to the meeting month of the first month of the current issue. Send your fiber experiences, workshop impressions and more. Email the editor at newsletter@potomacfiberartsguild.org.

Potomac Fiber Arts Gallery Membership

The Potomac Fiber Arts Gallery at the Torpedo Factory in Alexandria, VA is located diagonally across from the Café in studio 29. We invite new members from the guild to display their art. Please contact Marisela Rumberg at Marisela@mariselarumberg.com for information and an appointment to be juried.


Inclement Weather Policy for In-person Meetings

In the event of a severe weather emergency affecting an in-person PFAG monthly meeting, program or workshop (mini and extended), the Guild will follow the closing guidelines issued by Montgomery County Government for events involving Community Use of Public Facilities (CUPF). (Please note this is not the Montgomery County Public Schools notice). If severe weather threatens, please visit the [CUPF Emergency Closing Information](#) website.

If CUPF facilities are closed and/or events are cancelled or delayed, PFAG events will be cancelled. As with any endeavor, members should be guided by their own best judgement in deciding whether to venture out in difficult weather. We hope we will be able to gather in-person again soon.

Inspiration Corner

Val Hildebrand



This image is a detail of an image of Mars taken by the Mars Odyssey orbiter. Called **Blue Dunes on the Red Planet**, the NASA webpage describes it this way: “A sea of dark dunes, sculpted by the wind into long lines, surrounds Mars' northern polar cap and covers an area as big as Texas. In this false-color image, areas with cooler temperatures are recorded in bluer tints, while warmer features are depicted in yellows and oranges. Thus, the dark, sun-warmed dunes glow with a golden color. This image covers an area 19 miles (30 kilometers) wide.” [Blue Dunes on the Red Planet | NASA](#)

What an inspiration for a stitching project with its subtle colors and the intricate, almost lace like tracery of those golden dunes. There is so much more detail in the image on the website. Check it out at the link above, it is truly magnificent.

And just for the heck of it, I tried out two of the palette maker apps that Daryl Lancaster mentioned in her presentation. I

uploaded Blue Dunes into both programs. They each produced an engaging set of colors to start some musings!

Light Color Palette



Medium Color Palette



This is the light and medium selection from [cssdrive.com](#). It also produced a complete palette of 49 colors. Not all of which appeared unique on my computer screen.



This is using [colorhunter.com](#). It produces a very saturated set of colors.